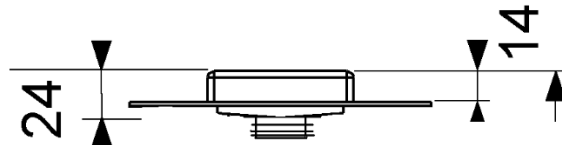
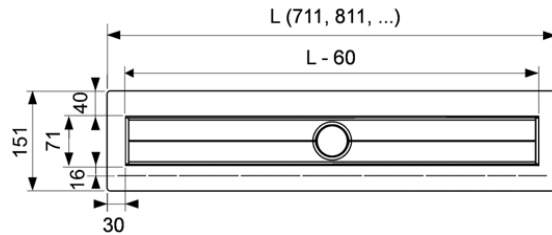


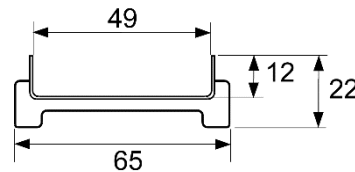
# TECEDrainline installation information

## Shower Channel



The waste connection of the TECE Drainline must only be connected to a Watermark certified puddle flange.

## Tile insert



## Installation information

- TECEDrainlines have a centre waste outlet
- The waste outlet has a black rubber seal which fits an 80mm puddle flange and 80mm waste fitting
- The TECEDrainline is supplied with TECE Seal System use of this seal system is optional depending on the installers preferred method of water proofing.
  - If the installer prefers to Waterproof over the screed and puddle flange, then the TECE Seal System should not be used.
  - Alternatively if a puddle flange has not been used then TECE Seal System may be used when water proofing the TECEDrainline and screed.
- Surrounding the TECEDrainline on the tiling flange is an adhesive for the TECE Seal System, the protective covering must be removed prior to installing the Seal System or floor covering.

Should you require further assistance with the installation of the TECEDrainline please contact Gro Agencies Ph 08 9446 3288 or [info@groagencies.com.au](mailto:info@groagencies.com.au)



WM 022364  
ATS 5200.040

**TECE**   
close to you